

# Flowmon Collector Specification

---

MODELS LIST



Valid from December 1, 2024

# Flowmon Collector

Flowmon Collector is a stand-alone appliance for collection, long-term storage and analysis of flow data (NetFlow, IPFIX, sFlow, and other standards compatible with NetFlow) from flow enabled devices (switches, routers), Flowmon Probes or other flow sources. All Flowmon Collector models are equipped with Flowmon Monitoring Center (FMC) – a tool for flow collection, viewing and analyzing, automatic reporting and more. Flowmon Monitoring Center provides complete visibility into network traffic through dashboards, long-term graphs with various perspectives, Top N statistics, user-defined profiles, possibility to drill-down to any communication and more. Flowmon Collector's functionality can be extended with Flowmon modules.

Flowmon Collector is available in the form of a hardware appliance of 1U or 2U rack unit size and as a virtual appliance for deployment into virtual environments in VMware, Hyper-V, KVM, AWS, Azure or Google Cloud.



## Hardware Appliance

Flowmon Collector is equipped with two copper 10/100/1000 Mbps Ethernet management ports which can be used for appliance configuration, management and flow data collection. Management ports can be upgraded to 10 Gbps Ethernet ports by purchasing an upgrade package. The upgrade package can be purchased only for new appliances (at the moment of purchase).

Flowmon Collector is also equipped with a remote control feature for remote monitoring of device conditions. It offers command-line access, a web GUI and a virtual console. All hardware-based models provide a dedicated network interface for remote control. For details, see the Flowmon –

Pre-installation Manual document available at [support.flowmon.com](https://support.flowmon.com).

Flowmon Collector models differ in storage capacity, type of RAID, performance and dimensions of the server (1U/2U).

# Virtual Appliance

Flowmon Collector in the form of a virtual appliance (VA) is designed for deployment into virtual and cloud environments (VMware, Hyper-V, KVM, AWS, Azure, Google Cloud) and provides the same functionality as a hardware-based Flowmon Collector. Flowmon Collector models differ in performance and storage capacity.

Flowmon Collector VA supports up to two management ports which can be used for appliance configuration, management and flow data collection.

In addition, a Flowmon Collector VA supports up to two 1 Gbps Ethernet monitoring ports which provide network traffic monitoring and flow data (NetFlow/IPFIX) production. Flowmon Collector VA enables network traffic monitoring in a virtual environment without the necessity for other appliances for flow data production.

## Distributed Architecture

Distributed architecture (DA) provides high scalability and load balancing for large and demanding environments with high volumes of flow data and a large number of flow sources. Flow data is distributed among multiple units for profiles computation and other flow data processing. More units can be simply added to increase both performance and storage capacity. Distributed Architecture provides a central console for management and configuration of all units in remote geographical locations as well as data aggregation and visualization in one place.

There are 3 types of units in DA: Master, Proxy and Slave units. Master and Proxy units are dedicated hardware-based or virtual appliances. Slave Units are traditional Flowmon Collectors (hardware-based or virtual appliances).

Find out more about [Distributed Architecture](#)

# Hardware Appliances

P/N	Model	Performance (fps) <sup>1</sup>			Storage Capacity	RAID	Disk Type	CPU <sup>5</sup>	RAM	Form Factor
		Peak <sup>2</sup>	Moderate user experience <sup>3</sup>	Best user experience <sup>4</sup>						
FM-COL-HW-STD-1000-R1	Flowmon Collector R1-1000	75,000	40,000	20,000	1 TB	HW RAID1	2 x SATA Hot Swap	8	32 GB	1U
FM-COL-HW-STD-2000-R1	Flowmon Collector R1-2000	100,000	40,000	20,000	2 TB	HW RAID1	2 x SATA Hot Swap	8	32 GB	1U
FM-COL-HW-PRO-3000-R5	Flowmon Collector R5-3000 Pro	150,000	80,000	40,000	3 TB	HW RAID5	4 x SATA Hot Swap	32	64 GB	1U
FM-COL-HW-PRO-4000-R10	Flowmon Collector R10-4000 Pro	250,000	120,000	60,000	4 TB	HW RAID10	4 x SATA Hot Swap	32	64 GB	1U
FM-COL-HW-PRO-6000-R5	Flowmon Collector R5-6000 Pro	150,000	80,000	40,000	6 TB	HW RAID5	4 x SATA Hot Swap	32	64 GB	1U
FM-COL-HW-PRO-12000-R5	Flowmon Collector R5-12000 Pro	200,000	120,000	60,000	12 TB	HW RAID5	4 x SATA Hot Swap	64	128 GB	1U
FM-COL-HW-PRO-16000-R10	Flowmon Collector R10-16000 Pro	300,000	160,000	80,000	16 TB	HW RAID10	4 x SAS Hot Swap	64	128 GB	1U
FM-COL-HW-PRO-24000-R5	Flowmon Collector R5-24000 Pro	200,000	120,000	60,000	24 TB	HW RAID5	4 x SAS Hot Swap	64	128 GB	1U
FM-COL-HW-PRO-48000-R5	Flowmon Collector R5-48000 Pro	250,000	120,000	60,000	48 TB	HW RAID5	4 x SAS Hot Swap	80	128 GB	1U
FM-COL-HW-PRO-96000-R6	Flowmon Collector R6-96000 Pro	250,000	120,000	60,000	96 TB	HW RAID6	8 x SAS Hot Swap	80	128 GB	2U
FM-COL-HW-PRO-192000-R6	Flowmon Collector R6-192000 Pro	250,000	120,000	60,000	192 TB	HW RAID6	12 x SAS Hot Swap	80	128 GB	2U
FM-COL-HW-SSD-2880-R5	Flowmon Collector R5-2880 SSD	400,000	200,000	100,000	2.88 TB SSD	HW RAID5	4 x SATA Hot Swap	80	256 GB	1U
FM-COL-HW-SSD-5760-R5	Flowmon Collector R5-5760 SSD	400,000	200,000	100,000	5.76 TB SSD	HW RAID5	4 x SAS Hot Swap	80	256 GB	1U
FM-COL-HW-SSD-11400-R5	Flowmon Collector R5-11400 SSD	400,000	200,000	100,000	11.4 TB SSD	HW RAID5	4 x SAS Hot Swap	80	256 GB	1U
FM-MU-HW	Flowmon Collector – Master Unit	-	-	-	5.76 TB SSD	HW RAID5	4 x SATA Hot Swap	32	64 GB	1U
FM-PU-HW	Flowmon Collector – Proxy Unit	300k / 700k / 1M <sup>6</sup>			6 TB	HW RAID5	4 x SATA Hot Swap	32	64 GB	1U

<sup>1</sup> Performance is measured in our test environment using average customer data. There are several factors that may affect your specific performance, such as enabled extensions and modules or the number of concurrently executed queries in FMC. While we do our best to represent the data as fairly and accurately as possible, your environment may experience different limits.

<sup>2</sup> The maximum number of flows per second (fps) that a Flowmon Collector optimized for flow collection can process. In this setup, no optional features are enabled and no other modules are in use.

<sup>3</sup> This setup represents a good balance between performance and user experience while using optional features or Flowmon modules.

<sup>4</sup> This setup ensures the best user-experience in complex network environments while using all features, or running multiple Flowmon modules.

<sup>5</sup> Number of CPU cores, with Hyper Threading enabled.

<sup>6</sup> Proxy unit provides forwarding performance of more than 300k fps (flows per second) per appliance when 1GbE management ports are used. If you upgrade to 10GbE management ports forwarding performance is 1M fps per appliance, and 0.7M fps when just one physical port is used. Performance is measured in our test environment using flow size of 344bytes in average. Your environment may experience different limits.



# Hardware Appliances – Operating conditions

P/N	Model	Dimensions (H x W x D) cm	Weight (kg)	PSU		Power Consumption		Heat Dissipation (max.)
				Power	Hot Swap	CPU Idle	CPU max	
FM-COL-HW-STD-1000-R1	Flowmon Collector R1-1000	4.3 x 43.4 x 56.3	13.2	600 W	no	65 W	116 W	2250 BTU/h
FM-COL-HW-STD-2000-R1	Flowmon Collector R1-2000	4.3 x 43.4 x 56.3	13.2	600 W	no	65 W	116 W	2250 BTU/h
FM-COL-HW-PRO-3000-R5	Flowmon Collector R5-3000 Pro	4.3 x 43.4 x 71.2	18.6	2 x 800 W	yes	158 W	358 W	3000 BTU/h
FM-COL-HW-PRO-4000-R10	Flowmon Collector R10-4000 Pro	4.3 x 43.4 x 71.2	18.6	2 x 800 W	yes	158 W	358 W	3000 BTU/h
FM-COL-HW-PRO-6000-R5	Flowmon Collector R5-6000 Pro	4.3 x 43.4 x 71.2	18.6	2 x 800 W	yes	158 W	358 W	3000 BTU/h
FM-COL-HW-PRO-12000-R5	Flowmon Collector R5-12000 Pro	4.3 x 43.4 x 71.2	18.6	2 x 800 W	yes	158 W	415 W	3000 BTU/h
FM-COL-HW-PRO-16000-R10	Flowmon Collector R10-16000 Pro	4.3 x 43.4 x 71.2	18.6	2 x 800 W	yes	158 W	415 W	3000 BTU/h
FM-COL-HW-PRO-24000-R5	Flowmon Collector R5-24000 Pro	4.3 x 43.4 x 71.2	18.6	2 x 800 W	yes	158 W	415 W	3000 BTU/h
FM-COL-HW-PRO-48000-R5	Flowmon Collector R5-48000 Pro	4.3 x 43.4 x 71.2	18.6	2 x 800 W	yes	165 W	452 W	3000 BTU/h
FM-COL-HW-PRO-96000-R6	Flowmon Collector R6-96000 Pro	8.7 x 43.4 x 68.6	24.8	2 x 800 W	yes	212 W	514 W	3000 BTU/h
FM-COL-HW-PRO-192000-R6	Flowmon Collector R6-192000 Pro	8.7 x 43.4 x 73.6	36.1	2 x 1400 W	yes	262 W	611 W	5250 BTU/h
FM-COL-HW-SSD-2880-R5	Flowmon Collector R5-2880 SSD	4.3 x 43.4 x 71.2	18.6	2 x 800 W	yes	144 W	452 W	3000 BTU/h
FM-COL-HW-SSD-5760-R5	Flowmon Collector R5-5760 SSD	4.3 x 43.4 x 71.2	18.6	2 x 800 W	yes	166 W	454 W	3000 BTU/h
FM-COL-HW-SSD-11400-R5	Flowmon Collector R5-11400 SSD	4.3 x 43.4 x 71.2	18.6	2 x 800 W	yes	166 W	454 W	3000 BTU/h
FM-MU-HW	Flowmon Collector – Master Unit	4.3 x 43.4 x 71.2	18.6	2 x 800 W	yes	158 W	358 W	3000 BTU/h
FM-PU-HW	Flowmon Collector – Proxy Unit	4.3 x 43.4 x 71.2	18.6	2 x 800 W	yes	158 W	358 W	3000 BTU/h

Continuous Operation:

- Temperature: 10°C to 35°C
- Relative Humidity<sup>1</sup>: 10% to 80% at 29°C

Expanded Operation<sup>2</sup>:

- Temperature: 5°C to 40°C
- Relative Humidity<sup>1</sup>: 5% to 85% at 29°C

<sup>1</sup> The specified temperature is the maximum dew point temperature.

<sup>2</sup> When operating in the expanded temperature range, system performance may be impacted. Device can work in this condition for up to 1% of annual operating hour

# Virtual Appliances

P/N	Model	Performance (fps) <sup>1,2</sup>	Storage Capacity <sup>3</sup>	VMware ESXi	Windows Hyper-V	KVM	Minimum Configuration <sup>3</sup>
FM-COL-VA-500	Flowmon Collector 500 VA	up to 75,000	0.5 TB	5.5 and higher	2012 R2 and higher	KVM 3.10.0 and higher QEMU 1.5.3 and higher libvirt 4.5.0 and higher	4 CPU cores, 8 GB RAM, 500 IOPS
FM-COL-VA-1000	Flowmon Collector 1000 VA	up to 75,000	1 TB				4 CPU cores, 8 GB RAM, 500 IOPS
FM-COL-VA-2000	Flowmon Collector 2000 VA	up to 75,000	2 TB				4 CPU cores, 8 GB RAM, 500 IOPS
FM-COL-VA-3000	Flowmon Collector 3000 VA	up to 150,000	3 TB				4 CPU cores, 8 GB RAM, 1000 IOPS
FM-COL-VA-6000	Flowmon Collector 6000 VA	up to 150,000	6 TB				4 CPU cores, 8 GB RAM, 1000 IOPS
FM-COL-VA-12000	Flowmon Collector 12000 VA	up to 200,000	12 TB				8 CPU cores, 16 GB RAM, 2000 IOPS
FM-COL-VA-24000	Flowmon Collector 24000 VA	up to 200,000	24 TB				8 CPU cores, 16 GB RAM, 2000 IOPS
FM-COL-VA-48000	Flowmon Collector 48000 VA	up to 200,000	48 TB				8 CPU cores, 16 GB RAM, 2000 IOPS
FM-COL-VA-64000	Flowmon Collector 64000 VA	up to 200,000	64 TB				8 CPU cores, 16 GB RAM, 2000 IOPS
FM-MU-VA	Flowmon Collector VA – Master Unit	–	6 TB				4 CPU cores, 8 GB RAM, 1000 IOPS
FM-PU-VA	Flowmon Collector VA – Proxy Unit	–	6 TB				4 CPU cores, 8 GB RAM, 1000 IOPS

<sup>1</sup> The maximal measured performance in flows per second (fps).

<sup>2</sup> Performance is measured in our test environment using average customer data. In virtual environments, the performance depends on allocated resources, overall system load, and environment of deployment. There are several other factors that may affect your specific performance, such as enabled extensions and modules or the number of concurrently executed queries in FMC. While we do our best to represent the data as fairly and accurately as possible, your environment may experience different limits. Maximal performance can be achieved by allocating a sufficient amount of dedicated hardware resources, see Hardware Appliances for reference.






<sup>3</sup> Some configuration options, such as supported disk size, may be limited by the customer's virtual environment regardless of which Flowmon Collector model has been selected. Any such limitations should be consulted with the vendor/distributor of the virtual environment.

<sup>4</sup> The Flowmon Collector VA must be running on a host system that supports the following instruction sets: MMX, SSE, SSE2, SSE3, SSSE3, CX16, SAHF and FXSR. For Intel CPUs, it corresponds to Intel Core 2 family and newer.

## About Progress

Dedicated to propelling business forward in a technology-driven world, [Progress](https://www.progress.com) (NASDAQ: PRGS) helps businesses drive faster cycles of innovation, fuel momentum and accelerate their path to success. As the trusted provider of the best products to develop, deploy and manage high-impact applications, Progress enables customers to build the applications and experiences they need, deploy where and how they want and manage it all safely and securely. Hundreds of thousands of enterprises, including 1,700 software companies and 3.5 million developers, depend on Progress to achieve their goals—with confidence. Learn more at [www.progress.com](https://www.progress.com)

2024 Progress Software Corporation and/or its subsidiaries or affiliates. All rights reserved. Rev 2024/12 RITM0165635

-  /progresssw
-  /progresssw
-  /progresssw
-  /progress-software
-  /progress\_sw\_